

Meet-in-the-Middle Attacks and Structural Analysis of Round-Reduced PRINCE

Patrick Derbez and Léo Perrin*
{patrick.derbez,leo.perrin}@uni.lu

SnT, University of Luxembourg

Abstract. NXP Semiconductors and its academic partners challenged the cryptographic community with finding practical attacks on the block cipher they designed, PRINCE. Instead of trying to attack as many rounds as possible using attacks which are usually impractical despite being faster than brute-force, the challenge invites cryptographers to find practical attacks and encourages them to actually implement them. In this paper, we present new attacks on round-reduced PRINCE including the ones which won the challenge in the 6 and 8-round categories — the highest for which winners were identified. Our first attacks rely on a meet-in-the-middle approach and break up to 10 rounds of the cipher. We also describe heuristic methods we used to find practical SAT-based and differential attacks.

Finally, we also present an analysis of the cycle structure of the internal rounds of PRINCE leading both to a low complexity distinguisher for 4-round PRINCE-core and an alternative representation of the cipher valid in particular contexts and which highlights, in this cases, a poor diffusion.

Keywords: PRINCE, practical attacks, meet-in-the-middle, SAT-solver, statistical analysis

1 Introduction

When tasked with assessing the security of a block cipher, cryptanalysts have now a broad range of tools at their disposal: differential attack [1], linear attack [2], meet-in-the-middle attack [3], etc. The main purpose of a security analysis is usually to identify flaws in the design of a primitive and then to illustrate their gravity through the description of an attack covering as many rounds as possible. However, applicability of said attacks in a realistic situation is usually not the first objective of the cryptanalyst. A simple reason for this is that as our understanding of the design of block ciphers improved, the ease of identifying practical attacks decreased. Furthermore and in accordance with the famous maxim “attacks only get better”, an impractical attack submitted at a given time may later be improved.

* Patrick Derbez and Léo Perrin are supported by the CORE ACRYPT project from the *Fond National de Recherche* (Luxembourg).

While impractical attacks provide the academic community with valuable insights into the security provided by different block ciphers, their components, their design strategies, etc., cryptanalysis in the industry is more focused on practical attacks. In order to promote this view, the Technical University of Denmark (DTU), NXP Semiconductors and the Ruhr University of Bochum challenged the cryptographic community [4] with finding low data complexity attacks on the block cipher PRINCE [5]. More precisely, they accept attacks requiring only at most 2^{20} chosen plaintexts or 2^{30} known plaintexts. Furthermore, extra rewards (from 1000 to 10000€) are given for attacks on at least 8 rounds which require at most 2^{45} bytes of memory (about 32 Terabytes) and at most 2^{64} encryptions of the round-reduced variant attacked.

Studying PRINCE in this setting may provide valuable data on multiple accounts. First of all, PRINCE is a lightweight block cipher, meaning that it is intended to be run on processors with little computing power to devote to security related algorithm or on hardware where every logical gate counts. Research on this topic is intense nowadays as the need for such primitives becomes increasingly pressing, see [6] for an extensive review of the algorithms that have been proposed. Second, PRINCE implements a simplified version of the so-called FX construction: encryption under key $(k_0||k_1)$ consists in xor-ing k_0 to the plaintext, applying a block cipher called PRINCE-core keyed with k_1 and then output the result xor-ed with $L(k_0)$ where L is a simple linear bijection. This strategy allows for a greater key size without the cost of a sophisticated key schedule. However, it is impossible to make a security claim as strong as for a more classical construction. Finally, PRINCE-core has a unique property called α -reflection. If we denote by E_{c,k_1} the encryption under PRINCE-core with subkey k_1 , then the corresponding decryption operation is $E_{c,k_1 \oplus \alpha}$ for a constant α . In other words, decryption is merely encryption under a related-key. The consequences of this property have already been studied and, in particular, some values of α different from the one used have been showed to lead to weaker algorithms [7].

PRINCE has already been the subject of several cryptanalysis, notably [8] where the security of the algorithm against multiple attacks was assessed, [7] which investigated the influence of the value of α , [9] which described Meet-in-the-Middle attacks on the block cipher and, finally, [10] proposed the best attack to date in terms of number of rounds attacked. A list of the cryptanalyses of round-reduced PRINCE is provided in Table 1. Attacks working only on PRINCE-core or for modified versions of PRINCE (different α or S-Box) are not shown.

As stated before, most of the attacks usually considered often have impractical complexities. For instance, differential attacks and linear attacks require large amounts of chosen (respectively known) plaintexts, both of which may be impossible to gather to begin with if the algorithm is implemented on a small-device with little computer and, hence, a small throughput. Therefore, we focused our efforts on Meet-in-the-Middle (MitM) attacks, algebraic/logic attack where the fact that a ciphertext is the encryption of a plaintext is encoded as an equation

| Reference | Description | | Complexity | | |
|-----------|----------------|--------|-------------|---------------------|--------------|
| | Type | Rounds | Data (CP) | Time | Memory |
| [8] | Integral | 4 | 2^4 | 2^{64} | 2^4 |
| | | 6 | 2^{16} | 2^{64} | 2^6 |
| Section 4 | Diff. / Logic | 4 | 2^{10} | 5s | $\ll 2^{27}$ |
| | | 6 | $2^{14.9}$ | $2^{32.9}$ | $\ll 2^{27}$ |
| Section 3 | MitM | 6 | 2^{16} | $2^{33.7}$ | $2^{31.9}$ |
| | | 8 | 2^{16} | $2^{50.7}$ (online) | $2^{84.9}$ |
| | | 8 | 2^{16} | $2^{65.7}$ (online) | $2^{68.9}$ |
| | | 10 | 2^{57} | 2^{68} (online) | 2^{41} |
| [9] | MitM | 8 | 2^{53} | 2^{60} | 2^{30} |
| | | 9 | 2^{57} | 2^{64} | $2^{57.3}$ |
| [10] | Multiple diff. | 9 | $2^{46.89}$ | $2^{51.21}$ | $2^{52.21}$ |
| | | 10 | $2^{57.94}$ | $2^{60.62}$ | $2^{61.52}$ |

Time complexity is measured in encryption units

Memory complexity is measured in 64-bit blocks

Table 1: The best attacks on round-reduced PRINCE in the single-key model.

which is fed to a solver and, surprisingly, differential attack for which we found a heuristic method decreasing significantly the data complexity.

Our contribution. We describe different low data complexity attacks on round-reduced PRINCE which we submitted to the PRINCE challenge and which turned out [11] to be the best ones on PRINCE reduced to 6 and 8 rounds. In Section 3, we describe our attacks obtained using the meet-in-the-middle technique and we also show a new attack on 10 rounds with practical memory and a time complexity around 2^{68} encryptions. Then, we describe in Section 4 how the equation given to a SAT-solver can be modified so as to make an attack on 4 rounds practical, how the power of the filter used to discard wrong pairs in a differential attack can be raised to the power 4 when attacking 6-round PRINCE by considering groups of pairs and, finally, how to attack 6-round PRINCE using a differential attack to recover half of the key and a SAT-solver to recover the other half. We finally present in Section 5 some observations about the cycle structure of the internal rounds of PRINCE and how it implies the existence of alternative representations of the cipher highlighting a poor diffusion in some subsets of the input space. While we do not use these to attack PRINCE directly, we show that the size of these subsets remains reasonable and actually find such sets for 4-round PRINCE-core.

2 Specification of PRINCE

2.1 Description of PRINCE

PRINCE is a 64-bit block cipher with a 128-bit key. It is based on a variant of the the FX-construction which was proposed by Kilian and Rogaway as a generalization of the DESX scheme. The master key k is split into two 64-bit parts $k = k_0 \parallel k_1$ and k_0 is used to generate a third subkey $k'_0 = (k_0 \ggg 1) \oplus (k_0 \ggg 63)$. Both k_0 and k'_0 are used as pre- and post- whitening keys respectively. The full version of the cipher has 12 rounds and is depicted on Figure 1.

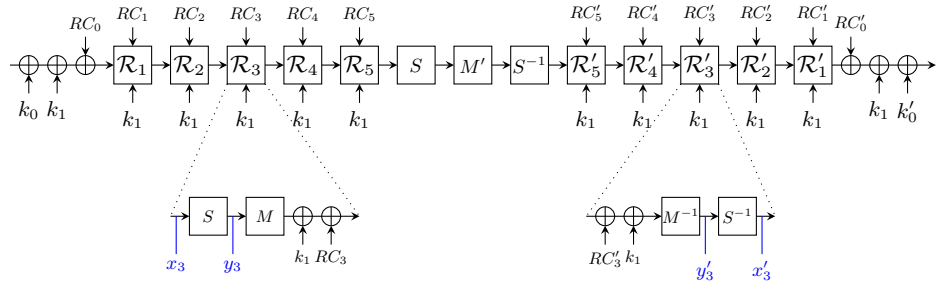


Fig. 1: the PRINCE cipher.

The encryption is quite similar to the AES and consists of a nibble-based substitution layer S and a linear layer M . The operation M can be divided into a ShiftRows operations and a matrix multiplication M' operating independently on each column but not nibble-oriented. Furthermore the matrix M' is an involution and, combined to the fact that the round constants satisfy the relation $RC_i \oplus RC'_i = \alpha$ where $\alpha = \text{C0AC29B7C97C50DD}$, the decryption process D_{k_0, k_1, k'_0} is equal to the encryption process $E_{k'_0, k_1 \oplus \alpha, k_0}$. For further details about PRINCE we refer the reader to [5].

Notations. In the sequel we denote both the plaintext and the ciphertext by p and c respectively. For the first R rounds of $2R$ -round PRINCE, we denote the internal state just before (resp. after) the r -th SubNibble layer by x_r (resp. y_r) while for the last R rounds those internal states are denoted by y'_r and x'_r respectively as shown on Figure 1. Given a collection of messages $\{p^0, \dots, p^m, \dots\}$, the notation $x_r^m[i]$ holds for the nibble i of the state x_r of the message p^m . As PRINCE is not fully nibble-oriented we use the notation $x_r[i]_b$ to refer to the bit i of the state x_r and the following relation holds for all $i \in \{0, \dots, 15\}$:

$$x_r[i] = x_r[4i + 3]_b \parallel x_r[4i + 2]_b \parallel x_r[4i + 1]_b \parallel x_r[4i]_b.$$

Finally, we use the following notations for some functions.

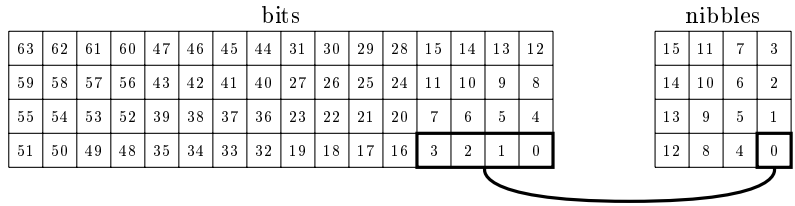


Fig. 2: Ordering of bits/nibbles in PRINCE.

- R The composition of S and M so that $R(x) = M(S(x)) = SR(M'(S(x)))$.
- $E_{k_0||k_1}^r$ PRINCE reduced to r rounds.
- E_{c,k_1} full PRINCE-core.
- $E_{k_1}^{c,r}$ PRINCE-core reduced to r rounds.

3 Meet-in-the-Middle Attacks

In this section we present both the 6-round attack and the 8-round attack which won the PRINCE Challenge in the chosen-plaintext category together with a new attack on 10 rounds. The aim of the challenge was to find the best attacks using at most 2^{20} chosen plaintexts and thus we decided to follow the strategy used by Demirci and Selçuk on AES in [3], later improved by Dunkelman et al. in [12], Derbez et al. in [13,14] and by Li et al. in [9]. While our 10-round attack does not fit the restriction on the data complexity it shows that this kind of attacks is one of the most powerful on SP-Network.

First we give the definition of an ordered δ -set which is a particular structure of messages used in our attacks.

Definition 1. *Let a δ -set be a set of 16 PRINCE-states that are all different in one state nibble (the active nibble) and all equal in the other state nibble (the inactive nibbles). An ordered δ -set is a δ -set $\{x^0, \dots, x^{15}\}$ such that the difference in the active nibble between x^0 and x^i is equal to i , for $0 \leq i \leq 15$.*

In the sequel we consider δ -sets such that nibble 7 is the active one. For such a particular set we made the following observations which are the core of our new attacks.

Observation 1 *Consider the encryption of a collection $\{p^0, p^1, \dots, p^{15}\}$ of 16 messages through 6-round PRINCE. If the set $\{y_2^0, y_2^1, \dots, y_2^{15}\}$ is an ordered δ -set then the ordered sequence*

$$[y_2^1[7] \oplus y_2^0[7], y_2^2[7] \oplus y_2^0[7], \dots, y_2^{15}[7] \oplus y_2^0[7]]$$

is fully determined by the following 8 nibble parameters:

$$- x_3^0[0, 7, 10, 13] \qquad - x_3'^0[0, 7, 10, 13]$$

Consequently, there are at most $2^{8 \times 4} = 2^{32}$ possible sequences when we consider all the possible choices of keys and ordered δ -sets (out of the $2^{4 \times 15} = 2^{60}$ of the theoretically possible 15-nibble sequences).

Proof. The proof is straightforward. The goal is to propagate the differences from the state y_2 (which are known) to the state nibble $y_2'[7]$. At each intermediate round, each S-box is either a parameter, not required or constant (so output differences are equal to zero).

Observation 2 Consider the encryption of a collection $\{p^0, p^1, \dots, p^{15}\}$ of 16 messages through 8-round PRINCE. If the set $\{x_2^0, x_2^1, \dots, x_2^{15}\}$ is an ordered δ -set then the ordered sequence

$$[x_2'^1[7] \oplus x_2'^0[7], \dots, x_2'^{15}[7] \oplus x_2'^0[7], y_2'^1[6] \oplus y_2'^0[6], \dots, y_2'^{15}[6] \oplus y_2'^0[6]]$$

is fully determined by the following 42 nibble parameters:

$$\begin{array}{ll} - x_2^0[7] & - x_4'^0[0..15] \\ - x_3^0[0, 7, 10, 13] & - x_3'^0[0, 7, 10, 13] \\ - x_4^0[0..15] & - x_2'^0[7] \end{array}$$

Furthermore, those 42 state nibbles can be directly computed from the full state x_4 and 4 nibbles of $M^{-1}(k_1)$. Consequently, there are at most $2^{4 \times (16+4)} = 2^{80}$ possible sequences when we consider all the possible choices of keys and ordered δ -sets (out of the $2^{4 \times 30} = 2^{120}$ of the theoretically possible 30-nibble sequences).

Proof. The proof is similar to the one of Observation 1 except the parameters are related. Indeed, from the full state x_4 one can directly compute x_4' as no keys are involved. Then we note that the 4 nibbles $M^{-1}(k_1)[4..7]$ are enough to compute $x_3^0[0, 7, 10, 13]$ from x_4 and $x_3'^0[0, 7, 10, 13]$ from x_4' . Finally, the knowledge of $M^{-1}(k_1)[7]$ allows to compute $x_2^0[7]$ and $x_2'^0[7]$ from $x_3^0[0, 7, 10, 13]$ and $x_3'^0[0, 7, 10, 13]$ respectively.

3.1 6-round Attack

The 6-round attack is depicted on Figure 3 and its scenario is straightforward. First the 2^{32} possible sequences given in Observation 1 are computed and stored in a hash table during a preprocessing phase. Then during the online phase, we begin by asking for the encryption of a structure of 2^{16} chosen plaintexts such that nibbles from 4 to 7 take all the possible values while the other ones are constant, and pick one of them denoted p^0 . Now the goal of the adversary is to identify an ordered δ -set containing y_2^0 . To do so, he has to guess the five nibbles $x_1^0[4..7]$ and $x_2^0[7]$ and propagate the differences from the state y_2 to the plaintext. Then he gets the corresponding ciphertexts, guess the five

nibbles $x_1^0[4..7]$ and $x_2^0[7]$ and propagates the differences from the ciphertexts to $y_2^0[7]$. Finally he discards all the guesses which do not lead to a match in the previously built hash table. The probability for a wrong guess to pass the test is $2^{32} \times 2^{-60} = 2^{-28}$ so we expect 2^5 candidates to remain at the end of the attack. The wrong ones can be discarded by replaying the attack with an other choice for p^0 without increasing the overall complexity of the attack.

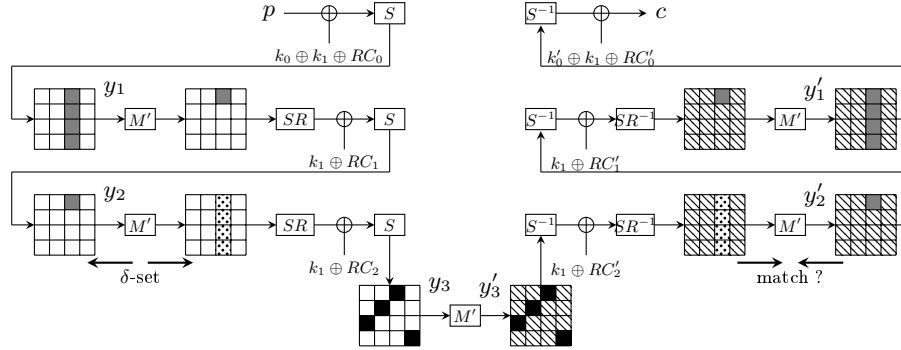


Fig. 3: 6r attack. No difference in white nibbles. Nibbles required in online (resp. offline) phase are in gray (resp. black). Differences in dotted nibbles are known during the offline phase. Hatched nibbles play no role.

The data complexity of this attack is 2^{16} chosen plaintexts and the memory requirement is around $2^{32} \times 4 \times 15 \times 2^{-3} \approx 2^{34.9}$ bytes. During the online phase 10 state nibbles are guessed however they can assume only 2^{33} values once the plaintext/ciphertext pair is given. Indeed, the knowledge of the 33 bits

$$\{(k_0 \oplus k_1)[16..27]_b, (k'_0 \oplus k_1)[16..27]_b, k_1[28..31]_b, k_0[28..32]_b\},$$

is enough to compute all of them from p and c . Thus the time complexity of the online phase is approximately $16 \times 2^{33} \times 40 / (6 \times 64) \approx 2^{33.7}$ encryptions.

Key recovery. At the end of the attack $128 - 33 = 95$ key bits are still missing. To find them the best way is to apply several meet-in-the-middle attacks successively. For instance, one could begin by running the attack depicted on Figure 12 in Appendix A which has an overall complexity below 2^{28} as most key bits required in the online phase are already known.

3.2 8-round Attack

The 8-round attack is similar to the one on 6 rounds and is depicted on Figure 4. It relies on Observation 2 so the memory complexity is around $2^{80} \times 15 \times 8 \times 2^{-3} \approx 2^{83.9}$ bytes. In the online phase, the data complexity remains unchanged to 2^{16} chosen plaintexts but the number of state variable to guess is increased. The

identification step requires to guess the four nibbles $x_1^0[4..7]$ and then the nine nibbles $x_1^0[0..7]$ and $x_2^0[6]$ are guessed to build the sequence from the ciphertexts. Those 13 nibbles can assume only 2^{49} values once the plaintext/ciphertext pair (p^0, c^0) given as they all can be derived from

$$\{(k_0 \oplus k_1)[16..24, 28..31]_b, (k'_0 \oplus k_1)[0..23, 27..31]_b, k_0[25..27]_b, k_1[24..27]_b\}.$$

Thus the time complexity of the online phase is approximately $16 \times 2^{49} \times 52 / (8 \times 64) \approx 2^{49.7}$ encryptions and we expect $2^{49} \times 2^{80} \times 2^{-120} = 2^9$ candidates to remain at the end of the attack.

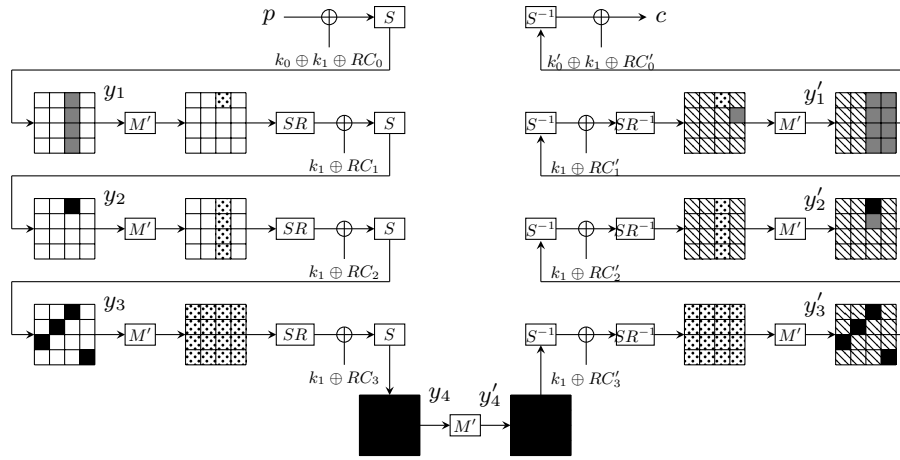


Fig. 4: 8r attack. No difference in white nibbles. Nibbles required in online (resp. offline) phase are in gray (resp. black). Differences in dotted nibbles are known during the offline phase. Hatched nibbles play no role.

Key recovery. As for the previous attack, the most efficient way to recover the missing key bits is to perform other attacks. For instance one could run the attack depicted on Figure 13 (Appendix B) which has the same complexity than the one above since there are approximately 2^9 candidates for the 4 active nibbles of x_1 . Then the search space would be small enough to perform an exhaustive search without increasing the overall complexity.

Trade-off. It is possible to trade some memory against time without increasing the data complexity by noticing that for a considered structure of 2^{16} plaintexts the 4 active nibbles of x_3 take all the possible values. Thus we can fix them to 0 during the offline phase and save a factor 2^{16} in memory. In the other hand, we now need to run the attack for all the possible choices for p^0 increasing the time complexity by the same factor of 2^{16} .

3.3 10-round Attack

We now investigate PRINCE reduced to 10 rounds. While we were unable to find an attack requiring less than 2^{20} chosen plaintexts for the PRINCE Challenge, we found one competitive with the actual best known attack. To describe it we first extend the definition of a δ -set as it was done in [13], then we show a meet-in-the-middle attack as the two ones above and finally we apply the differential enumeration technique ([12]).

δ -set. In [13] Derbez *et al.* shown that the notion of δ -set can be extended to set of states such that some *linear combinations* of state bits are constant. In the sequel we denote by δ -set a set of 16 messages such that $y_2[0..4, 6, 8..12, 14]$ and $M'(y_2)[0..4, 6, 8..12, 14]$ are constant, exploiting the fact that the matrix operating on the columns are not MDS.

10-round attack. The basis of our attack on 10 rounds is depicted on Figure 5. The meet-in-the-middle is performed on the four bit-equations described above. The state bytes required as the parameters of the hash table can be computed from the whole state x_5 and 8 nibbles of the equivalent subkey $M^{-1}(k_1)$ and thus approximately 2^{96} 60-bit sequences are stored. In the online phase the 24 state nibbles needed can be computed from the following 66 key bits:

$$\begin{aligned} &\{k_0[0, 20..24, 28..32, 52..56, 60..63]_b, k_1[20..23, 28..31, 52..55, 60..63]_b, \\ &\quad (k_0 \oplus k_1)[16..19, 24..27, 48..51, 56..59]_b, \\ &\quad (k'_0 \oplus k_1)[16..19, 24..26, 48..51, 56..58]_b\}. \end{aligned}$$

Note that this attack does not actually work because the number of sequences stored is higher than the number of possible 60-bit sequences and thus no key candidates are filtered. The aim of the next section is to show how to reduce the memory requirement.

Differential Enumeration Technique. Li *et al.* applied this technique against PRINCE in [9] and successfully mounted new attacks on 8 and 9 rounds. The idea of this technique originally introduced by Dunkelman *et al.* in [12] is to store in the hash table only the sequences built from a δ -set containing a message p^0 that belongs to a pair (p^0, p^1) following a well-chosen differential characteristic. In our case the truncated differential characteristic is depicted on Figure 5 assuming a zero difference in hatched nibbles. Thus we expect to store only $2^{96+4-60} = 2^{40}$ sequences in the offline phase. However generating them is not as trivial as for the basic attack. We propose the following procedure which has a time complexity around 2^{72} operations:

1. Consider a pair (p^0, p^1) following the differential characteristic.
2. $S^{-1} \circ M' \circ S$ can be seen as 4 invertible super Sboxes \S_0, \dots, \S_3 operating on 16-bit words. Build 4 hash tables such that one can retrieve (x, y) from $(x \oplus y, S_i(x) \oplus S_i(y))$.
3. Guess the difference in the active nibbles of both y_4 and y'_4 and retrieve the actual value of x_5 and x'_5 for both messages of the pair.

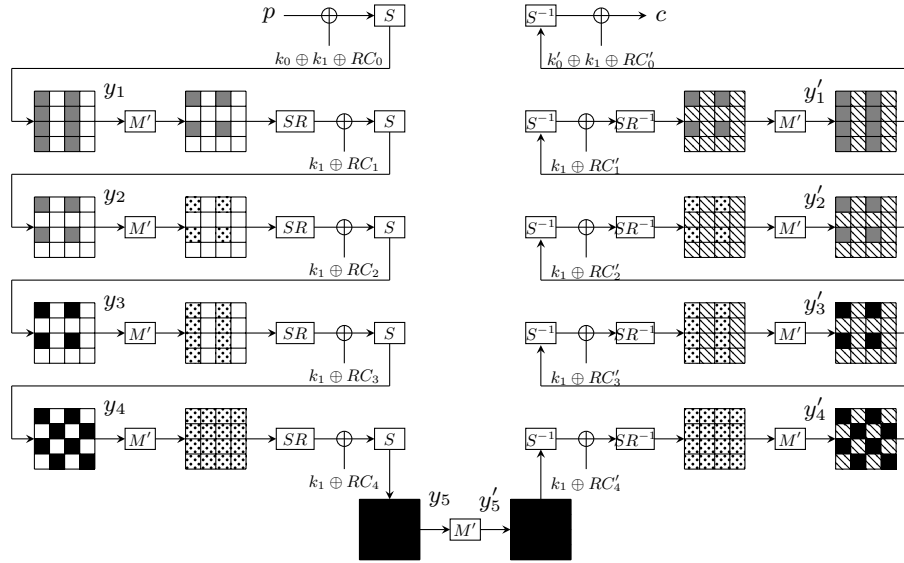


Fig 5: 10r attack. No difference in white nibbles. Nibbles required in online (resp. offline) phase are in gray (resp. black). Differences in dotted nibbles are known during the offline phase. Hatched nibbles play no role.

4. Guess the difference in the two active nibbles of the first column of y_3 and get back the actual values of $y_4[2, 5, 8, 15]$.
5. Combined with the knowledge of x_5 this leads to the knowledge of the four key nibbles $M^{-1}(k_1)[2, 5, 8, 15]$. Use them to partially encrypt x'_5 and check if the difference in the first column of y'_3 is correct.
6. Use $M^{-1}(k_1)[15]$ to partially decrypt y_4 and get the difference in $x_2[15]$ and check its correctness. Do the same for the difference in $x'_2[15]$.
7. Guess the difference in the two active nibbles of the third column of y_3 and get back $M^{-1}(k_1)[0, 7, 11, 13]$.
8. Compute the value of the missing parameters and check whether the pair follows the characteristic or not. If it does then build the 60-bit sequence from p^0 and store it in the hash table.

The complexity of this procedure is dominated by the complexity of steps 4-5 which is 2^{72} simple operations that we estimate to be equivalent to 2^{69} encryptions. Now that the table is built the online phase is quite similar to the one of the offline phase:

1. Ask for a structure of 2^{32} chosen plaintexts and store the ciphertexts in a hash table to identify the pairs that may follow the differential characteristic.
2. For each pair (p^0, p^1) :
 - (a) Guess the difference in the first column of y_1 and of y_2 , deduce the corresponding value of $(k_0 \oplus k_1)[12..15]$ and $k_1[15]$. Store them in a hash table T_0 indexed by $k_1[15], k_0[61..63]_b$.

- (b) Similarly compute $(k'_0 \oplus k_1)[12..15]$ and $k_1[15]$ from the ciphertexts and use T_0 and the linear relations between k_0 and k'_0 to get back the $2^{2 \times 4 + 2} \cdot 2^{-7} = 2^3$ corresponding values of the key nibbles above. Store those 2^{13} key candidates in a hash table T_1 indexed by $(k_0 \oplus k_1)[12..15]$, $(k'_0 \oplus k_1)[12..15]$ and $k_0[55]_b \oplus k_0[60]_b (= (k_0 \oplus k_1)[55]_b \oplus \dots \oplus (k_0 \oplus k_1)[60]_b \oplus (k'_0 \oplus k_1)[55]_b \oplus \dots \oplus (k'_0 \oplus k_1)[59]_b \oplus k_1[60]_b)$.
 - (c) Repeat the two steps above but now by guessing the third column of y_2 and use T_1 to obtain the $2^{2 \times 13 - 8 - 8 - 1} = 2^9$ and store them in a hash table T_2 indexed by the difference in y_2 . (While the match is on 33 bits, $(k_0 \oplus k_1)[12..15]$ and $(k'_0 \oplus k_1)[12..15]$ only depend on four 4-bit parameters.)
 - (d) Repeat the three steps above but now by guessing the third column of y_1 and use T_3 to finally retrieve all the $2^{9+9-8} = 2^{10}$ key candidates.
 - (e) For each key candidate identify a δ -set from p^0 , build the 60-bit sequence and check whether it belongs to the table constructed in the offline phase. If it does then try the key candidate.
3. Repeat the procedure until the right key is found.

As each structure contains 2^{63} pairs and each of these pairs follows the differential with probability $2^{-28-60} = 2^{-88}$, we need 2^{25} structures on average. Then, for each structure we have to study only $2^{63-32} = 2^{31}$ pairs and for each of them we have to perform $4 \times 2^{13} + 2^{10} \times 2^4$ simple operations estimated to approximately 2^{12} encryptions. Thus this procedure has a the time complexity of $2^{25+31+12} = 2^{68}$ encryptions and requires $2^{25+32} = 2^{57}$ chosen plaintexts. At the end of the attack $2^{66} \times 2^{40} \times 2^{-60} = 2^{46}$ key candidates remain. As 62 key bits are also missing performing an exhaustive search is not a valid option. Instead, the best way to recover the key is to apply several meet-in-the-middle attacks. For instance, we can assume that when a match happens we get back the corresponding values of the red nibbles in Figure 5 and then deduce step by step each key bits of $M^{-1}(k_1)$ by completing the first and the third columns of y'_3 without increasing the overall complexity of the attack.

4 Combining Differential Attack with a SAT-Solver

4.1 Attacking 4-Round PRINCE with a SAT-Solver

Encoding PRINCE as a CNF Formula The idea is to generate a CNF formula where a set p of boolean variables correspond to the 64 bits of the plaintext, c to the 64 bits of the ciphertext and k to the 128 bits of the key, and such that there exists a unique assignment of the variables satisfying the CNF corresponding to the case $E_k(p) = c$.

Hence, if we generate such a formula, set the variables in p and k to a chosen value and use a SAT-solver to find an assignment satisfying the CNF formula, the variables in c will correspond to the ciphertext. Solving such a formula is easy, an observation which we can relate to the fact that the evaluation of a block cipher has to be "easy" from the point of view of complexity theory.

Another way to use such a formula is to fix the variables in p and in c according to a known plaintext/ciphertext pair, solve the CNF and recover the key from the variables corresponding to it. Unless the number of rounds is very small (at most 3 in the case of PRINCE), solving such a system is impractical. Again, we can relate this observation to the fact that recovering the key given one or several plaintext/ciphertext pair has to be "hard". Our approach consists in using some knowledge about the internal state of the cipher to simplify the task of the SAT-solver and make such a resolution possible for a higher number of rounds.

In order to encode a PRINCE encryption as a CNF formula, we introduce several sets of 64 Boolean variables corresponding to each step of each round: one for the internal state at the beginning of the round (x_r), one for the internal state after going through the S-Box (y_r), etc. We also use boolean variables corresponding to the key bits.

Our task is then to create a CNF formula connecting these variables in such a way as to ensure that, for instance if $k[0, \dots, 63]$ is fixed, it has only one solution where $y_r[0, \dots, 63]$ is indeed the image of $x[0, \dots, 63]_r$ by S , etc.

In order to encode the linear layer, we use the alternative representation of M' from [10] where it was shown that M' operates on columns of 4-bits independently by first rotating them by a column-dependent number of bit and then xor-ing the hamming weight of the column in each bit. We thus add variables corresponding to the hamming weights of the columns and encode the corresponding xor's as CNF formulas. The SR operation is only a permutation of the bits so we simply set the corresponding bits to be equal.

The encoding of the S-Box is less simple to obtain. In order to find the best one, we chose to look for it directly instead of using the ANF as an intermediate step. Indeed, since the S-Box is 4x4, it is small enough for us to brute-force all clauses¹ involving input and output bits and check if they hold for every input.

Doing this lead us to find 29 clauses with 3 variables. However, they are not sufficient to completely specify the S-Box so we used a greedy algorithm to find the best clauses with 4 variables to add to this encoding. In the end, we have 29 clauses with 3 variables and 9 clauses with 4 variables which are such that the only solutions of the CNF made of all these clauses are all the assignments corresponding to pairs $(x, S(x))$ for all $x \in [0, 15]$.

These clauses with 3 variables can be interpreted as simple implications. For example, if $o[3, \dots, 0]_b = S(i[3, \dots, 0]_b)$ then the following two clauses hold with probability is 1 :

$$(i[1]_b \vee o[2]_b \vee o[3]_b) \wedge (i[1]_b \vee o[1]_b \vee o[2]_b).$$

They are logically equivalent to the following implication:

$$\overline{i[1]_b} \implies ((o[2]_b \vee o[3]_b) \wedge (o[1]_b \vee o[2]_b)).$$

¹ A clause is the logical OR of several variables, e.g. $a \vee b$, a , $\bar{a} \vee b \vee \bar{c}$ where \bar{x} is the negation of x .

Differential Over Definition The approach consisting in using the knowledge from a differential trail to ease the task of a SAT-solver used to attack a cryptographic primitive has been explored in [15] in order to attack MD4 and MD5. The authors of this paper first use heuristic methods to find a high probability differential trail leading to a collision and then use a SAT-solver to find a pair of messages which satisfies this trail. In the same paper, we can find the following observation:

An interesting result of our experiments with SAT solvers is the importance of having a differential path encoded in the formula.

As we shall see, this also holds for block ciphers. Attacking 4 rounds PRINCE-core takes more than 10 hours if we simply encode as a CNF that some plaintext are encrypted into known ciphertexts but we can both drastically reduce this time while breaking PRINCE with its whitening keys using *differential over-definition*.

Definition 2. We call Differential Over Definition (or DOD) the following algorithm which simplifies a CNF formula knowing that the variables correspond to bits of the internal state of an encryption following a certain trail.

For all pairs of variables in the CNF, proceed as follows:

- If they are assumed to be equal, replace all occurrences of the first one by the second one.
- If they are assumed to be different, replace all occurrences of the first one by the negation of the second one.

While the idea behind this algorithm is simple, it is necessary for cryptographers to implement it efficiently “by hand”. Indeed, the only input of a SAT-solver is a CNF formula, i.e. merely a list of clauses from which deriving what variables are equal to each other without knowledge of the structure of the problem is far from trivial. For instance, it would be necessary for the SAT-solver to “understand” that the set of clauses used to model one S-Box call all correspond to a unique function so that identical inputs lead to identical outputs; all this without having any distinction between the input and output bits. That is why differential over-definition, an easy algorithm for the cryptographer to implement, is a valuable pre-processing step when using a SAT-solver for cryptography leading to gains in time complexity of several orders of magnitude.

This algorithm can be implemented efficiently using a hashtable containing the correspondences between the variables. Once this algorithm has been run, the CNF is over defined: the solution would have been such that the equalities hold anyway but there are less variables and less clauses in the CNF. However, if the pair actually does not follow the trail, the CNF has become unsatisfiable. This is a difference between our work and the one described in [15]: we do not always know before hand if the CNF has a solution. We can think of this as a the trade-off between “solving one CNF known to be true” and “solving many over-defined CNF’s which may or may not be true”: the second approach loses

time by requiring several calls to a SAT-solver but these calls take less time thanks to the over-definition.

Such an over definition can be used in different ways.

1. Propagating only the zero differences holding with probability 1 inside a group of 8 encryptions with many zero differences is enough to reduce the time complexity of an attack on 4 rounds from more than 10 hours to a few seconds (see below). Furthermore, such a formula is always true.
2. Instead of implementing an algorithm recovering the key from a pair following a particular trail by peeling of layer after layer of encryption in our attack on 6 rounds described in the remainder of this section, we simply re-used the code of our attack on 4 rounds and over-defined the CNF modeling the encryptions of right pairs according to the high probability trail we used.

We implemented the attack described in Algorithm 1 to attack 4-round PRINCE (with its whitening keys) using the SAT-solver Minisat [16] and obtained an average total time of 5.13s and average time spent solving the CNF of 3.06s. The designers of PRINCE did not consider SAT-based attacks but they did investigate algebraic attacks. They manage to attack 4-round PRINCE-core in less than 2s while our attack requires about 5s to attack 4-round PRINCE, a cipher which uses twice as much key material.

Algorithm 1 Using Differential over-Definition to enable an attack on 4-round PRINCE.

Query 2^{10} plaintext/ciphertexts where the first 10 bits take all possible values.
 Select a subset of 8 plaintext/ciphertext maximizing the number of 0-differences in the output.
 Encode the 8 encryptions as a CNF A .
 Overdefine A by propagating zero-differences with probability 1.
 Use a SAT-solver to retrieve the key bits from A
return $k_0||k_1$

4.2 Amplified Differential Trails

Our attacks rely on some differences propagating identically in different pairs. To better describe this, we introduce the following definitions.

Encryption We call *encryption* a couple plaintext/ciphertext encrypted under a fixed key.

Pair A *pair* is a set of two encryptions where the plaintexts are separated by a known difference.

Family A *family* is a group of pairs with a particular structure. They are generated from a single pair $\{(p[0], \dots, p[b-1]), (p'[0], \dots, p'[b-1])\}$, where $p[i]$ and $p'[i]$ are nibbles. Suppose that the input difference covers the first three

nibbles so that $p[3] = p'[3] = c[3], \dots, p[b-1] = p'[b-1] = c[b-1]$ for some constants $c[i]$. Then the family corresponding to this pair is made by exchanging some nibbles between the two encryptions in the pair so as to obtain the following pairs:

$$\begin{aligned} & \left\{ \begin{array}{l} (p[0], p[1], p[2], c[3], \dots, c[b-1]) \\ (p'[0], p'[1], p'[2], c[3], \dots, c[b-1]) \end{array} \right\} \quad \left\{ \begin{array}{l} (p'[0], p[1], p[2], c[3], \dots, c[b-1]) \\ (p[0], p'[1], p'[2], c[3], \dots, c[b-1]) \end{array} \right\} \\ & \left\{ \begin{array}{l} (p[0], p'[1], p[2], c[3], \dots, c[b-1]) \\ (p'[0], p[1], p'[2], c[3], \dots, c[b-1]) \end{array} \right\} \quad \left\{ \begin{array}{l} (p[0], p[1], p'[2], c[3], \dots, c[b-1]) \\ (p'[0], p'[1], p[2], c[3], \dots, c[b-1]) \end{array} \right\}. \end{aligned}$$

Overall, if there are n nibble with non-zero differences in the input then a family is made of 2^{n-1} pairs and 2^n encryptions.

In the case of PRINCE, we consider differential trails where the input differences are only over one column and such that all the pairs in a family follow the same trail for the first three rounds. For example, the trails we describe in Section 4.2 are either followed by all the elements in a family or none of them. A similar heuristic is used in [17] to perform a multiset attack on the SASAS structure.

This behaviour comes from the fact that the transition in the trails we study depend only on the transitions occurring during the first round, which are the same in all pairs of a family, and on the actual value of some nibbles to which the difference have not had the time to propagate, which are the same in all encryptions of the structure.

Our Trails There has already been some differential cryptanalyses of PRINCE, see for example [10], which is the best attack to date, and also [18].

We consider trails which are completely specified during the first 3 rounds and then propagate with probability 1 for 2.5 rounds before having spread to the full internal state. Figure 6 shows a first trail covering 5.5 rounds in this way which we denote \mathcal{T}_1 . Each array corresponds to the differences between the internal states of two encryptions under 6-round PRINCE and each cell gives the value of the difference: light gray corresponds to a fully specified non-zero value at the nibble level (e.g. a difference of 1), dark gray to an unknown non-zero difference and white to a zero difference. A very similar trail with a probability 2 times smaller, \mathcal{T}_2 , is given in Figure 14 (see Appendix C). To compute their probabilities, we use the difference distribution matrix of the S-Box. If we let the input difference be $(1, 1, 1, 0, \dots, 0)$, then \mathcal{T}_1 has a probability of $2^{-2 \cdot 3} \cdot 2^{-2} \cdot 2^{-2-2-3} = 2^{-15}$ and \mathcal{T}_2 has a probability of $2^{-2 \cdot 3} \cdot 2^{-2} \cdot 2^{-2-3-3} = 2^{-16}$.

Querying enough families at random to find one right family for any of these would require $(2^{-15} + 2^{-16})^{-1} = 2^{14.41}$ families with an input difference over 3 nibbles, i.e. $2^{14.41} \cdot 2^3 = 2^{17.41}$ encryptions. However, we can use structures to decrease this complexity.

We note that the input differences which might lead to an output difference of 1 are those listed in Table 2. As we can see, the second bit from the right

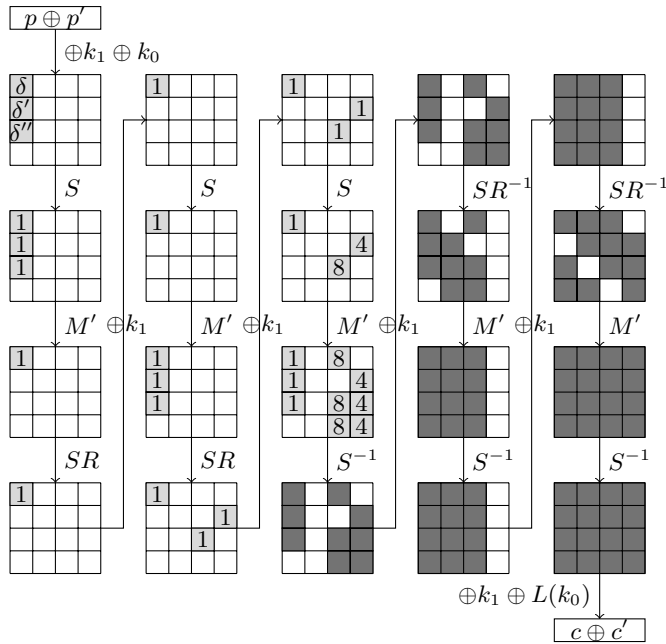


Fig. 6: The 5.5 rounds trail \mathcal{T}_1 .

in little-endian notation is only involved in $0x2$ and $0xb$ which, taken together, only have a probability of $1/4$ of leading to a difference of 1. Hence, we use the following structures where \mathbf{b} is a bit taking all possible values and c is constant across the structure:

$$\mathbf{bbc}b \ \mathbf{bbc}b \ \mathbf{bbc}b \ \mathbf{cccc} \ \mathbf{cccc} \ \dots \ \mathbf{cccc}.$$

We found experimentally that such structures contain several² right families with probability $2^{-5.9}$ on average when we take into account all possible input differences, i.e. $(\delta, \delta', \delta'', 0, \dots, 0)$ where $\delta, \delta', \delta'' \in \{1, 4, c, d\}$. Hence, obtaining at least 2 right families only requires about $2^{9+5.9} = 2^{14.9}$ queries to the encryption oracle on average.

Filtering Right Pairs Full diffusion has been achieved by the 6-th round. Thus, we guess 16 bits of key material to be able to partially invert the last round on one column. A guess leads to the correct nibble having a zero difference in every

² Actually, a structure of size 2^{12} where the first three nibbles take all values contains 64 right families with probability about $2^{-5.9}$. If we reduce these to form the structures of 2^9 plaintext/ciphertext encryptions we described, only some of these 64 families are still present, hence the presence of either 0 or several right families in a structure.

Table 2: Input differences which might be mapped to a difference of 1 by the S-Box of PRINCE.

| Hexadecimal | Binary | Probability |
|-------------|--------|-------------|
| 0x1 | 0001 | 1/4 |
| 0x2 | 0010 | 1/8 |
| 0x4 | 0100 | 1/8 |
| 0xb | 1011 | 1/8 |
| 0xc | 1100 | 1/4 |
| 0xd | 1101 | 1/8 |

pair of the family with probability $2^{-4 \cdot 4} = 2^{-16}$. We repeat this independently over each column and obtain either 64 bits of key material or none at all. Since there are either several right families or none at all in the structures we consider, we only return the key guesses which come from several families as well as the corresponding families.

This is a powerful filter: while we expect each family from the structure to yield about one 64 bits candidates, the probability to have a collision is very small³.

4.3 Differential Attacks on 6-Round PRINCE

Pseudo-code describing our attack on 6-round PRINCE is provided in Algorithm 2.

We ran this attack 10 times and found that about $2^{5.75}$ structures were needed on average. The filtering step is the most time consuming: finding a right pair requires about 1h 30min but the SAT-solver requires about 0.5s to recover the full key or (rarely) to discard the pair. For this reason, we approximate the complexity of this attack by the complexity of its filtering step. We query $2^{5.9}$ structures of 2^9 encryptions and, for each, encryption, we invert the last round by guessing 2^{16} bits of key material for each of the 2^2 columns. Hence, this attack requires about $2^{5.9+9+16+2} = 2^{32.9}$ partial decryptions and $2^{14.9}$ chosen/plain-texts. Memory complexity is dominated by the SAT-solver but is (well) below 1 Go, i.e. (well) below 2^{27} 64-bits blocks.

5 Structural Analysis of PRINCE

The α -reflection introduced along with PRINCE [5] is the name given to the following property of a block cipher E_k : $E_k^{-1} = E_{k \oplus \alpha}$. In other words there is a constant α such that decryption for a key k is the same operation as encryption

³ Each structure yields $2^{9-3} = 2^6$ families for each of the 4^3 interesting input differences so that we consider the families by groups of 2^{12} . This implies that a collision has a probability of about $\binom{2^{12}}{2} \cdot 2^{-64} \approx 2^{-41}$.

Algorithm 2 Using trails $\mathcal{T}_1, \mathcal{T}_2$ and a SAT-solver to recover the complete key $k_0||k_1$ of 6-round PRINCE.

```

while the key has not been retrieved do
  Query a structure  $\mathcal{S} = ((p^0, c^0), \dots, (p^{2^{12}-1}, c^{2^{12}-1}))$ 
   $H \leftarrow$  empty hashtable of lists of families indexed by 64-bits integers
  for all families  $\mathcal{F}$  in  $\mathcal{S}$  do
    for all columns of the internal state do
      for all 16-bits key guesses  $k_{16}$  do
        for all pairs in  $\mathcal{F}$  do
          Invert key addition for the column using  $k_{16}$ 
          Invert  $S^{-1}$  for the column
          Invert  $M'$  for the column
        end for
        if the correct nibble has a zero difference in all pairs then store  $k_{16}$ 
      end for
    end for
    Combine all guesses from each column into 64-bits guesses
    for all 64-bits guesses  $k_{64}$  append  $\mathcal{F}$  to  $H[k_{64}]$ 
  end for
  for all  $k_{64}$  among the keys of  $H$  do
    if  $H[k_{64}]$  contains strictly more than 1 element then
      for all families  $\mathcal{F}$  in  $H[k_{64}]$  do
        Generate a CNF  $A$  encoding all encryptions in  $\mathcal{F}$  with same key such
        that  $k_1 + L(k_0) = k_{64}$ .
        for all trails  $\mathcal{T}$  in  $\{\mathcal{T}_1, \mathcal{T}_2\}$  do
           $B \leftarrow DoD(A, \mathcal{T})$ 
          if  $B$  is satisfiable then retrieve  $k_0||k_1$  from the solution of  $B$  and
        end for
      end for
    end if
  end for
  return it
end while

```

under key $k \oplus \alpha$. PRINCE-core implements this property by having a three-parts structure as described here:

$$E_{c, k_1} = F_{k_1 \oplus \alpha}^{-1} \circ I \circ F_{k_1},$$

where F_k corresponds to 5 rounds of a classical Substitution-Permutation Network construction and where I is an involution.

Since we are going to study the structure of the cycles of different functions in a fashion similar to the way Biryukov analysed the inner-rounds of some involutinal ciphers in [19], we define the *cycle type* of a permutation.

Definition 3. *The cycle type of a permutation π is an (ordered) multiset containing the cycle lengths of the permutation. The cycle type of π is denoted by $\mathcal{L}(\pi)$.*

In what follows, we do not represent the round constants for the sake of simplicity. However, not only do our result hold in their presence but we could actually generalize them to any key schedule preserving the fact that the subkeys of symmetric rounds have a XOR equal to α .

5.1 Small Cycles in Round-Reduced PRINCE

The central involution is $I = S^{-1} \circ M' \circ S$. Therefore, it is isomorphic to M' , a linear involution operating on each column of the internal state independently. It is easy to check experimentally the result given in [7] stating that M' has exactly 2^{32} fixed points, meaning that I also has 2^{32} fixed points. Therefore, I has 2^{32} cycles of length 1 and $2^{63} - 2^{31}$ cycles of length 2.

The cycle type of $I^\alpha : x \mapsto I(x) \oplus \alpha$ is more sophisticated but still contains a fair amount of small cycles. After noting that both I and $x \mapsto x \oplus \alpha$ operate on each column of the internal space independently, we denote I_i^α the restriction of $x \mapsto I(x) \oplus \alpha$ to column i and I_i that of I . Since each of the I_i^α 's operates only on a space of size 2^{16} , it is easy to generate their complete cycle structures independently by searching the whole space. Each I_i^α has a cycle type made of many “small” cycles, the largest having a length of 2844. This is explained by the fact that both I and $x \mapsto x \oplus \alpha$ are involutions and each column of I has exactly 2^8 fixed points. Thus, most of the cycles have a particular structure⁴ described in [20] which we recall in Figure 7. We remark that to each cycle of I_i^α correspond two fixed points of I_i .

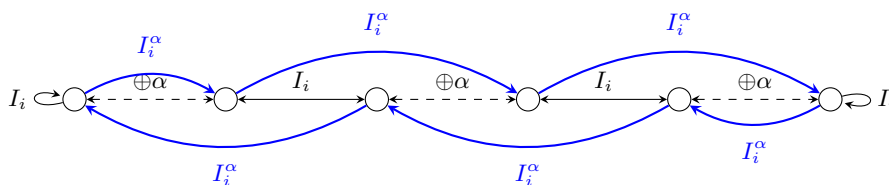


Fig. 7: The structure of a cycle of I_i^α for $i \in [0, 3]$.

After generating the cycle type for each I_i^α , we combine them to obtain the cycle type of $x \mapsto I(x) \oplus \alpha$ using Algorithm 3. The cycle type of this function is too complex to be printed completely but some information extracted from it is given in Table 3. If we pick x uniformly at random, the expected length of the cycle it is on is $2^{30.7}$.

Recall that $E_{k_1}^{c,4}$ is the permutation of $\{0, 1\}^{64}$ corresponding to an encryption under key k_1 by PRINCE-core reduced to 4 rounds. Then $x \mapsto E_{k_1}^{c,4}(x) \oplus \alpha$ has the

⁴ While there are some cycles which do not have this structure, they are a small minority: for f_0 , 256 elements out of 65536 are on such cycles, 64 for f_1 , 8 for f_2 and 194 for f_3 .

Algorithm 3 Generating the cycle type of I^α from those of its columns.

```

for  $i \in [0, 3]$  do
   $\mathcal{L}_i \leftarrow$  List of the cycle length of  $I_i^\alpha$ 
end for
 $\mathcal{L} \leftarrow$  Hashtable indexed by integers
for  $(\ell_0, \ell_1, \ell_2, \ell_3) \in \mathcal{L}_0 \times \mathcal{L}_1 \times \mathcal{L}_2 \times \mathcal{L}_3$  do
   $\ell \leftarrow \text{lcm}(\ell_0, \ell_1, \ell_2, \ell_3)$ 
   $\mathcal{L}[\ell] \leftarrow \mathcal{L}[\ell] + \ell^{-1} \cdot \prod_{i=0}^3 \ell_i$ 
end for
return  $\mathcal{L}$ 

```

| Cycle Length ℓ | $\#\{\text{cycles of length } \ell\}$ | $P[\ell(x) = \ell, x \text{ drawn uniformly}]$ |
|---------------------|---------------------------------------|--|
| 1 | 0 | 0 |
| 2 | 2^7 | 2^{-57} |
| 4 | $2^{10.25}$ | $2^{-53.75}$ |
| 8 | $2^{15.46}$ | $2^{-48.54}$ |
| 10080 | $2^{33.06}$ | $2^{-17.63}$ |
| 110880 | $2^{31.96}$ | $2^{-15.27}$ |
| $\leq 2^{10}$ | – | $2^{-22.4}$ |
| $\leq 2^{15}$ | – | $2^{-12.4}$ |
| $\leq 2^{24}$ | – | $2^{-4.1}$ |

Table 3: Information about the cycle type of I^α , where $\ell(x)$ is the length of the cycle on which x is.

same cycle type as I^α due to the cancellation of the last round of one encryption with the first round of the next. Indeed, to each cycle of this function corresponds one of I^α , as illustrated in Figure 8 where a cycle (x_0, x_1, x_2, x_3) of length 4 of $x \mapsto E_{k_1}^{c,4}$ is represented along with the corresponding cycle of I^α (dashed line).

A first consequence of these observations is the existence of a distinguisher for 4-round PRINCE-core requiring about $2^{27.4}$ adaptatively chosen plaintexts. As stated in Table 2, an element picked at random is on a cycle of length at most 2^{15} with probability $2^{-12.4}$. Therefore, we repeat multiple times the experiment consisting in picking an element x uniformly at random and then check if it is on a cycle of length at most 2^{15} by iterating $x \mapsto E_{k_1}^{c,4}(x) \oplus \alpha$ at most 2^{15} . The experiment is a success if x is on a cycle of length at most 2^{15} . If the permutation is $E_{k_1}^{c,4}$ for some k_1 , then its probability of success is $2^{12.4}$ but if the permutation is a random permutation⁵, then the probability of success becomes 2^{-49} . We confirmed experimentally the success probability of this experiment for $E_{k_1}^{c,4}$.

⁵ Recall that the probability for x to be on a cycle of length ℓ for a permutation of $[0, N - 1]$ is equal to $1/N$. Hence, the probability that the length is smaller than 2^{15} for a permutation of $[0, 2^{64} - 1]$ is $\sum_{\ell=1}^{2^{15}} 2^{-64} = 2^{-49}$.

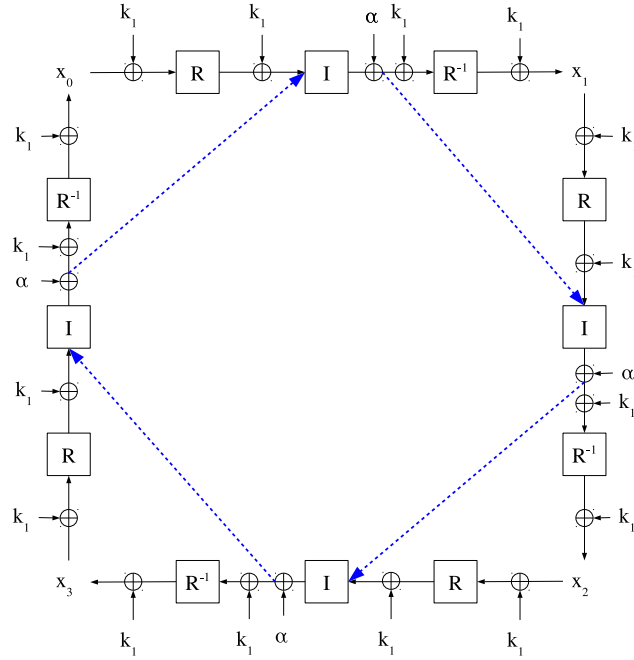


Fig. 8: Correspondance between a cycle of $x \mapsto E_{k_1}^{c,4}(x) \oplus \alpha$ and a cycle of I^α .

A second consequence is the existence of “small” sets of plaintext/ciphertext encryptions where the set of the ciphertexts is the image of the set of the encryptions by a function significantly simpler than a PRINCE encryption. This topic is studied in the next section.

5.2 Simplifications of PRINCE’s Representation

The particular cycle types of the round-reduced versions of PRINCE studied above lead to simpler alternative representations of the encryption algorithm.

Consequences of the Cycle Type of I Suppose that an encryption is such that the input of I is one of the 2^{32} fixed-points of this function. Then the key addition before and after this function cancel each other so that only the addition of α remains. Then, since M is linear, the operations $M^{-1} \circ (\oplus \alpha) \circ M$ become simply the addition of $M^{-1}(\alpha)$. Thus, the 4 center rounds — minus the first and last key addition — become a simple S-Box layer which we denote S' and which

is defined by

$$S'(x) = S^{-1}(S(x) \oplus M^{-1}(\alpha)).$$

This simplifying process is summarized in Figure 9. Note that if $M^{-1}(\alpha)$ has any nibble equal to 0 then the function S' is the identity for this nibble. However, for the value of α chosen by the designers of PRINCE, there is no such nibble.

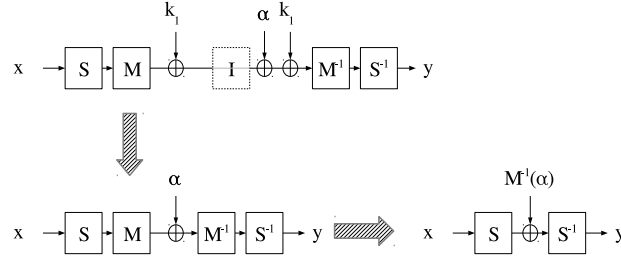


Fig. 9: Simplification of the 4 center-rounds if the input of I is a fixed point.

The simplification goes further. Indeed, since S' operates only at the nibble level, it commutes with the operations SR and SR^{-1} (up to a reordering of the S-Boxes in S'). Therefore, if we add one round before and one round after S' , we can replace $SR^{-1} \circ S' \circ SR$ by S'' where S'' is another S-Box layer. Hence, 6-round of PRINCE operate on each column of the internal state independently: each output bit depends only on 16 bits of the input, 28 bits⁶ of k_1 and at most 18 bits of k_0 . This simplification is summarized in Figure 10.

Similar simplifications occur if instead of having a fixed point we have a particular collision between two encryptions. This setting corresponds to the so-called *mirror slide attack* described by Dunkelman *et al.* in [21]. Consider two encryptions (p^0, c^0) and (p^1, c^1) by PRINCE-core as follows

$$\begin{aligned} c^0 &= E_{c, k_1}(p^0) = (F_{k_1 \oplus \alpha}^{-1} \circ I \circ F_{k_1})(p^0) \\ c^1 &= E_{c, k_1}(p^1) = (F_{k_1 \oplus \alpha}^{-1} \circ I \circ F_{k_1})(p^1) \end{aligned}$$

which are such that $F_{k_1}(p^0) = I(F_{k_1}(p^1))$. In this case, we have that

$$\begin{aligned} c^0 &= (F_{k_1 \oplus \alpha}^{-1} \circ F_{k_1})(p^1) \\ c^1 &= (F_{k_1 \oplus \alpha}^{-1} \circ F_{k_1})(p^0), \end{aligned}$$

where 6 rounds of $F_{k_1 \oplus \alpha}^{-1} \circ F_{k_1}$ can be simplified exactly as described and therefore only operate on each column separately.

⁶ In each column, 16 bits from the corresponding column of k_1 are used as well as 16 bits from the corresponding column of $SR^{-1}(k_1)$. Since the top nibble of these two sets is the same, we are left with $32 - 4 = 28$ bits.

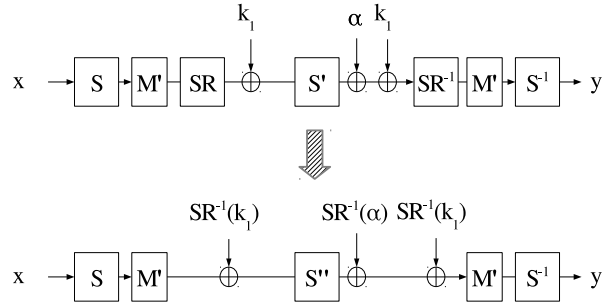


Fig. 10: Simplification of the 6 center-rounds if the input of I is a fixed point.

In conclusion, if an encryption is such that the input of I is a fixed-point of this function or if two encryptions form a mirror slide pair, then 4 rounds of PRINCE consist simply in 16 parallel operations on each nibble and 6 rounds of PRINCE in 4 parallel operations on each column.

Consequences of the Cycle type of I^α Consider a sequence of plaintexts $(p^0, \dots, p^{\ell-1})$ and their corresponding ciphertexts $(c^0, \dots, c^{\ell-1})$ such that the input $x_5^i \oplus k_1$ of the sixth round for the plaintext p^i is the image of $x_5^{i-1} \oplus k_1$ by I^α . We call such a sequence a *cycle set* and we give a representation of such a sequence on Figure 11: if two values are equal then they are connected by a line; red lines correspond to the cycle of I^α this set is built out of and blue lines correspond to the propagation of these equalities through identical operations, namely $x \mapsto k_1 \oplus R^{-1}(x \oplus k_1)$.

There is a unique function mapping p^i to c^{i-1} in every cycle set which corresponds to the encryption algorithm where the 4 center-rounds have been removed and replaced by a simple addition of α . This means that this function undergoes the simplifications described above except that these cover 2 more rounds. In particular, for 6-round PRINCE-core, the function mapping p^i to c^{i-1} only operates at the nibble level and, for 8-round PRINCE-core, it operates at the column level. At least 10 rounds are necessary to obtain full diffusion out of the 12 PRINCE has.

The cycle sets we consider cover the 4 center-rounds of PRINCE but it is possible to generalize this construction to an arbitrary amount of rounds. However, the cycle set sizes are abnormally small in this case because of the cycle type of I^α . Indeed, a random plaintext/ciphertext pair is in a cycle set of size $2^{30.7}$ and in a cycle set of size smaller than 2^{15} with probability $2^{-12.4}$. In other cases, including *a priori* if we have a cycle covering at least 6 rounds, the expected size of a cycle set is the expected size of the cycle of a random permutation a random element is on, namely 2^{63} .

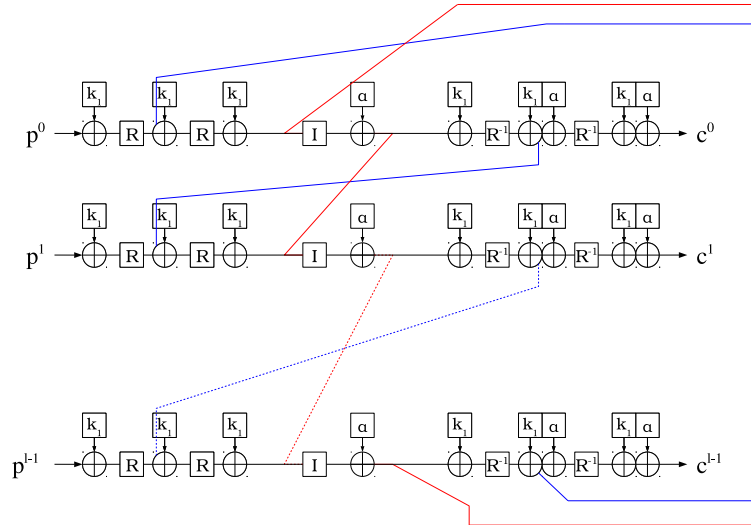


Fig. 11: A cycle set of 6-round PRINCE-core.

Should the cycle sets of PRINCE become identifiable, the security of up to 8 rounds may be compromised as the alternative versions of the cipher we described in this Section are much weaker than the original cipher. Furthermore, since small cycles are not unlikely to be found, the data complexity of such an attack may remain feasible.

6 Conclusion

We looked for practical attacks which would hinder the security provided by round-reduced versions of PRINCE in a realistic framework provided by the designers of this cipher. We found that approaches based on a Meet-in-the-Middle, SAT-based or, surprisingly, differential framework can all lead to practical attacks on up to half of the rounds. We checked our results by actually implementing one of our attacks. As a matter of fact, our attacks were the best submitted to the PRINCE-challenge for 6 and 8 rounds. Furthermore, during our investigations on PRINCE we discovered a new attack on 10 rounds which despite its data complexity of 2^{57} chosen plaintexts has a reasonable complexity and a very (very!) motivated adversary could run it.

We also identified some simplifications of the encryption occurring because of the small cycles of the inner-rounds of this block cipher, thus shedding new light on the consequences of the α -reflection as it is implemented in PRINCE.

7 Acknowledgement

The authors thank Alex Biryukov for useful discussions about the differential attack on PRINCE. We also thank NXP Semiconductors for organizing the PRINCE challenge and sending us our rewards!

References

1. Biham, E., Shamir, A.: Differential cryptanalysis of DES-like cryptosystems. *Journal of CRYPTOLOGY* 4(1) (1991) 3–72
2. Matsui, M.: Linear cryptanalysis method for DES cipher. In: *Advances in Cryptology - EUROCRYPT 93, Workshop on the Theory and Application of Cryptographic Techniques*, Lofthus, Norway, May 23-27, 1993, Proceedings. (1993) 386–397
3. Demirci, H., Selçuk, A.A.: A meet-in-the-middle attack on 8-round AES. In: *Fast Software Encryption*, Springer (2008) 116–126
4. Semiconductors, N.: The PRINCE challenge. https://www.emsec.rub.de/research/research_startseite/prince-challenge/ (2014)
5. Borghoff, J., Canteaut, A., Güneysu, T., Kavun, E.B., Knezevic, M., Knudsen, L.R., Leander, G., Nikov, V., Paar, C., Rechberger, C., et al.: PRINCE – a low-latency block cipher for pervasive computing applications. In: *Advances in Cryptology–ASIACRYPT 2012*. Springer (2012) 208–225
6. Biryukov, A., Perrin, L.: State of the art in lightweight cryptography. http://cryptolux.org/index.php/Lightweight_Cryptography
7. Soleimany, H., Blondeau, C., Yu, X., Wu, W., Nyberg, K., Zhang, H., Zhang, L., Wang, Y.: Reflection cryptanalysis of PRINCE-like ciphers. *Journal of Cryptology* (2013) 1–27
8. Jean, J., Nikolić, I., Peyrin, T., Wang, L., Wu, S.: Security analysis of prince. In: *Fast Software Encryption: 20th International Workshop, FSE 2013, Singapore, March 11-13, 2013. Revised Selected Papers. Volume 8424.*, Springer (2014) 92
9. Li, L., Jia, K., Wang, X.: Improved meet-in-the-middle attacks on aes-192 and prince. *Cryptology ePrint Archive, Report 2013/573* (2013) <http://eprint.iacr.org/>.
10. Canteaut, A., Fuhr, T., Gilbert, H., Naya-Plasencia, M., Reinhard, J.R.: Multiple differential cryptanalysis of round-reduced PRINCE (full version). *Cryptology ePrint Archive, Report 2014/089* (2014) <http://eprint.iacr.org/>.
11. Rechberger, C.: Update on the 10000 euro PRINCE cipher-breaking challenge: Results of round-1. <http://crypto.2014.rump.cr.yp.to/d037206eda8f9278cef1ea26cd62e51f.pdf> (2014)
12. Dunkelman, O., Keller, N., Shamir, A.: Improved single-key attacks on 8-round AES-192 and AES-256. In: *Advances in Cryptology - ASIACRYPT 2010 - 16th International Conference on the Theory and Application of Cryptology and Information Security*, Singapore, December 5-9, 2010. Proceedings. (2010) 158–176
13. Derbez, P., Fouque, P.: Exhausting Demirci-Selçuk meet-in-the-middle attacks against reduced-round AES. In: *Fast Software Encryption - 20th International Workshop, FSE 2013, Singapore, March 11-13, 2013. Revised Selected Papers.* (2013) 541–560

14. Derbez, P., Fouque, P.A., Jean, J.: Improved Key Recovery Attacks on Reduced-Round AES in the Single-Key Setting. In Johansson, T., Nguyen, P.Q., eds.: EUROCRYPT. Volume 7881 of Lecture Notes in Computer Science., Springer (2013) 371–387
15. Mironov, I., Zhang, L.: Applications of sat solvers to cryptanalysis of hash functions. In Biere, A., Gomes, C., eds.: Theory and Applications of Satisfiability Testing - SAT 2006. Volume 4121 of Lecture Notes in Computer Science. Springer Berlin Heidelberg (2006) 102–115
16. Eén, N., Sörensson, N.: An extensible SAT-solver. In: Theory and applications of satisfiability testing, Springer (2004) 502–518
17. Biryukov, A., Shamir, A.: Structural cryptanalysis of SASAS. In Pfitzmann, B., ed.: Advances in Cryptology – EUROCRYPT 2001. Volume 2045 of Lecture Notes in Computer Science. Springer Berlin Heidelberg (2001) 395–405
18. Abed, F., List, E., Lucks, S.: On the security of the core of prince against biclique and differential cryptanalysis. Cryptology ePrint Archive, Report 2012/712 (2012) <http://eprint.iacr.org/>.
19. Biryukov, A.: Analysis of involutinal ciphers: Khazad and Anubis. In: Fast Software Encryption, Springer (2003) 45–53
20. Moore, J.H., Simmons, G.J.: Cycle structure of the DES with weak and semi-weak keys. In: Advances in Cryptology–CRYPTO'86, Springer (1987) 9–32
21. Dunkelman, O., Keller, N., Shamir, A.: Minimalism in cryptography: the evenmansour scheme revisited. In: Advances in Cryptology–EUROCRYPT 2012. Springer (2012) 336–354

A The Second 6-round Attack

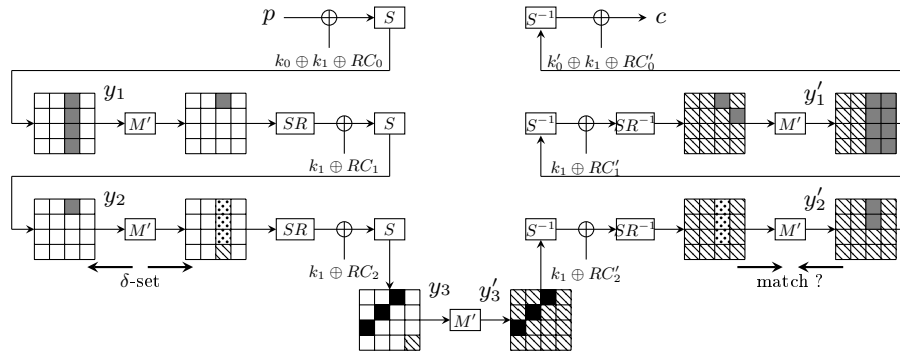


Fig. 12: 6r attack. No difference in white nibbles. Nibbles required in online (resp. offline) phase are in gray (resp. black). Differences in dotted nibbles are known during the offline phase. Hatched nibbles play no role.

B The Second 8-round Attack

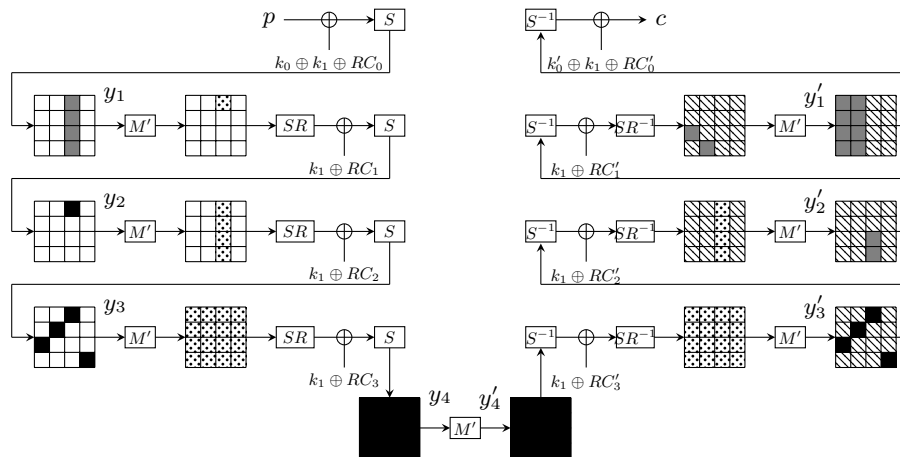


Fig. 13: 8r attack. No difference in white nibbles. Nibbles required in online (resp. offline) phase are in gray (resp. black). Differences in dotted nibbles are known during the offline phase. Hatched nibbles play no role.

C The Second 5.5 Rounds Trail

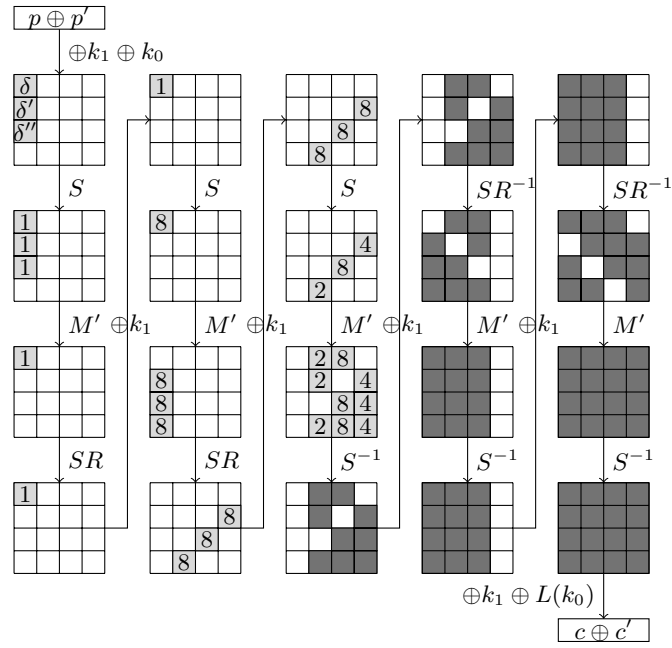


Fig. 14: The second 5.5 rounds trail \mathcal{T}_2 .